



Get Ready to Read

with Medina County District Library

Playing Cards

Playing simple card games with your children is a fun family activity that encourages good sportsmanship and reinforces the importance of taking turns. Shuffle a deck of cards and play traditional games like Go Fish, War, Memory, and Crazy Eights, or try some of these easy games:



- **Sort by Suit** – Explain the four different suits (clubs, diamonds, hearts, spades) and lay one of each face up as a starting card. Shuffle the remaining cards. Take turns flipping a card and placing it on the correct suit pile.
- **Numbers vs. Letters** – Take turns sorting cards into a letter pile (the face cards) and a number pile. You can play side by side or by taking turns.
- **Missing Number** – Start by putting cards 2-10, of the same suit, in order. Ask your child to close their eyes, then replace one of the cards with a joker. Ask your child to open their eyes and identify the missing card. Repeat until all the numbers have been identified.

Fingerplay

Twinkle, Twinkle, Little Star

Breaking words down into smaller parts (syllables) helps children learn to read longer words. Practice breaking this familiar song down into syllables using a pattern of patting a surface once for each syllable (6 times) and then clapping hands one time for each bold word.




Twinkle, Twinkle Little **Star**
 How I Wonder What You **Are**
 Up Above the World So **High**
 Like a Diamond in the **Sky**
 Twinkle, Twinkle Little **Star**
 How I Wonder What You **Are**



Books to Read

Worm Makes a Sandwich by Brianne Farley
Snarky Sharky by Bethan Clarke

Little Freddie Two Pants by Drew Daywalt
Brave Buzzy Bee by Rima Fakhri Slaiby & Theresa Alhayek
Home by Matt de la Peña
Papilio by Ben Clanton, Corey R. Tabor & Andy Chou Musser






April 2025



Fun activities to promote literacy and learning

Sunday	Monday	Tuesday	Wednesday	Thursday	Friday	Saturday
		1 Say silly rhymes that make people laugh today.	2 Roll a ball. Try it with your right hand, then your left hand.	3 Learn the song <i>Twinkle, Twinkle, Little Star</i> . (Words on other side.)	4 Name as many things as you can that have hair.	5 Name all of your favorite foods.
6 Spray shaving cream onto a cookie sheet. Make shapes in it.	7 National Library Week! Visit the library.	8 Zoo Lovers Day! Read a book about an animal you would find at the zoo.	9 Draw a picture of your favorite animal at the zoo.	10 Count how many eggs are in an egg carton.	11 Watch a show with closed caption on. Do you recognize any words?	12 Help an adult make grilled cheese. Tell them all the steps they need to do.
13 Count to five as you spin in a circle five times.	14 Design a playground. What would it look like? Draw a picture.	15 Can you name all the colors in the rainbow?	16 Go to the library and find a nonfiction book to read.	17 Sing <i>Row, Row, Row Your Boat</i> during bath tonight.	18 Tell an adult a story about something fun that happened today.	19 Draw a picture of someone you love.
20 Work with a friend and do a puzzle.	21 Finger paint with yogurt or pudding.	22 Draw a picture of your favorite flower with a crayon in your favorite color.	23 Use scissors to cut packing peanuts or bubble wrap.	24 Recite a favorite nursery rhyme like <i>Jack and Jill</i> or <i>Humpty Dumpty</i> .	25 What is the weather like outside today? Draw a picture of it.	26 Sing <i>Hokey Pokey</i> and do the motions.
27 Make a dot painting using a Q-Tip to practice fine motor skills.	28 String beads on pasta or pipecleaners.	29 What would you do if you had superpowers for one day?	30 National Guide Dog Day. Read a book on hoopla about guide dogs.	<p>FREE at mcdl.info/eMedia</p> <p>eBooks • Audiobooks • Magazines Music • TV • Movies</p> <p>  </p>		

Find additional MCDL events at mcdl.info/Events

For the current Bookmobile schedule, visit mcdl.info/Bookmobile