



Get Ready to Read

with Medina County District Library

Letter Recognition

Children tend to recognize the names of letters before understanding the sounds letters make. Try introducing letters to your child by playing with magnetic letters. The magnets will stick to cookie sheets, filing cabinets, and some refrigerators.

- Introduce 3-5 letters at a time, slowly working up to 10 letters.
- Begin with the letters in your child's name to make it extra special.
- Point out how some letters have curvy lines and others have straight lines.
- Sort the letters into those that have holes and those with no holes.
- Sing the ABC song while pointing to the letters.
- Trace the letters on the backside of a cookie sheet with a Sharpie pen so they can match those on the cookie sheet with the magnetic letters.
- Dig to discover letters buried in a bowl of rice.

Song

The Alphabet Tree

(to the tune of *The Mulberry Bush*)

Here we go round the Alphabet Tree,
The Alphabet Tree, the Alphabet Tree.
Here we go round the Alphabet Tree,
Singing the sounds of letters.

This is the sound that B can make
B, B, B, B, B, B,
This is the sound that B can make
In words like bell and baby.




Repeat using different letters and adding your own words or names.



Books to Read

Will the Pigeon Graduate? by Mo Willems
Little Blue Truck and Racer Red
by Alice Schertle & Jill McElmurry

The Teeny-Weeny Unicorn's Great Big Wish by Shawn Harris
Stalactite & Stalagmite by Drew Beckmeyer
Blake the Snake Bakes a Cake by Amy Young
Mermaids Are the Worst! by Alex Willan





May 2025



Fun activities to promote literacy and learning

Sunday	Monday	Tuesday	Wednesday	Thursday	Friday	Saturday
				1 Cut squares, circles, and triangles out of paper. Make a picture using the shapes.	2 Make up a bedtime rhyme and sing it each night.	3 National Two Different Colored Shoes Day! Give it a try!
4 Help set the table. How many plates do you need? How many forks?	5 Learn <i>The Alphabet Tree</i> and share it with a friend. (Words on other side)	6 Do you know how to fly a kite? Is there enough wind to fly a kite today?	7 Read a book about families. Who is in your family?	8 Make a card for someone special you love very much.	9 Count the houses on your street.	10 Look at the pictures in a wordless picture book. Can you tell the story?
11 Scribble with white chalk on blue paper to make cloud shapes.	12 How many different kinds of animals can you name?	13 Read some books about spring!	14 Build a tower with blocks and knock it down.	15 How many words can you say that rhyme with May?	16 Create a pretend animal. Draw a picture and make up a story about it.	17 Turn on the radio. Dance and sing to your favorite song.
18 Make an animal collage. Cut out pictures of animals and paste them on a piece of paper.	19 Do you like cold or hot weather? What do you wear when it is cold?	20 Talk about your summer plans. What do you want to do most?	21 Read a book about your favorite animal. What do you like about it?	22 Sing the <i>ABC Song</i> as though you were a duck.	23 What animal would you be and why?	24 Go for a walk and collect rocks. Line them up by size or color.
25 Move like a butterfly, a caterpillar, a bug, and a bird.	26 Draw a butterfly in your favorite colors.	27 Go outside and write on the sidewalk with chalk.	28 Play in the sand with pails, shovels, sifters, and other toys.	29 National Paperclip Day! Make a paperclip chain.	30 Sing <i>Twinkle, Twinkle Little Star</i> as you look at the night sky.	31 Listen for bird calls. See if you can imitate them.

Find additional MCDL events at mcdl.info/Events

For the current Bookmobile schedule, visit mcdl.info/Bookmobile