



Get Ready to Read

with Medina County District Library

Thanksgiving Games

Waiting for Thanksgiving dinner to be served can be challenging, especially for younger members of the family. Here are some fun games everyone can play to help pass the time!

Grateful A to Z

This game reinforces the mastery of the alphabet for younger members. Begin with the oldest member of the group stating something they are grateful for that begins with the letter A (such as apples). The next person gives a grateful thanks starting with the letter B. Continue until everyone has a turn and/or you reach the letter Z.

Hide the Pumpkin

Take turns hiding a mini pumpkin around the house or yard. The person to find it first gets to hide it in the next round.

Apple Stack

See who can stack the most apples on top of each other. The apples should stand for three seconds after the hands are removed.

Turkey Feather Fall

Each player gets a large feather and a drinking straw. Using the straw, blow air to move the feather across the finish line. No feathers? Substitute with pom-poms or upside-down paper cups.

Fingerplay

Mr. Turkey

I have a turkey, big and fat.

(Make a fist for the turkey. Put thumb out for the head)

He spreads his tail and walks like that.

(Spread fingers of other hand for the tail and join together)

His daily corn he would not miss.

(Poke with thumb at the floor)

And when he talks, it sounds like this:

Gobble, gobble, gobble!

Books to Read

Genius in a High Chair by Rosemary Wells

Grumpy Monkey Play All Day by Suzanne Lang




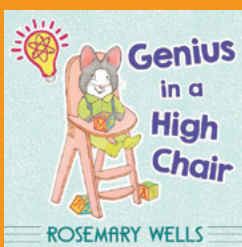
The Snow Thief by Alice Hemming

Ms. Rachel and the Special Surprise by Ms. Rachel

The Bakery Dragon by Devin Elle Kurtz

Construction Site: Garbage Crew to the Rescue!

by Sherri Duskey Rinker





November 2024



Fun activities to promote literacy and learning

Sunday	Monday	Tuesday	Wednesday	Thursday	Friday	Saturday	
<p>FREE at mcdl.info/eMedia</p> <p>eBooks • Audiobooks • Magazines Music • TV • Movies</p> <p>OverDrive hoopla kanopy</p>						<p>1 National Cinnamon Day! Make something using this spice of the day.</p>	<p>2 Practice reading store logos. How many do you recognize?</p>
<p>3 Play <i>Hide and Go Seek</i>.</p>	<p>4 Read a fairy tale.</p>	<p>5 Talk about the weather today. Is it sunny? Cold?</p>	<p>6 Make a fairy tale castle from boxes.</p>	<p>7 Share a snack. Count out how many pieces each person gets.</p>	<p>8 Look at the night sky. How many stars can you see?</p>	<p>9 Make homemade play dough. What can you create?</p>	
<p>10 Line up pairs of shoes from the smallest to the largest.</p>	<p>11 Veterans Day. Talk about the American flag.</p>	<p>12 Use scissors to cut different materials like straws, packing peanuts, or bubble wrap.</p>	<p>13 World Kindness Day! Perform an act of kindness. How does it make you feel?</p>	<p>14 How many steps is it from your front door to the door of your room?</p>	<p>15 Read <i>The Three Little Pigs</i>.</p>	<p>16 Have your child retell <i>The Three Little Pigs</i> to you.</p>	
<p>17 Listen to an audio book on hoopla.</p>	<p>18 Parents, tell your child about your favorite teacher.</p>	<p>19 Talk with your child about healthy food choices and share a healthy snack.</p>	<p>20 Work on a puzzle as a family.</p>	<p>21 Learn the Mr. Turkey fingerplay. (Words on other side.)</p>	<p>22 Make a necklace with string and O shaped cereal.</p>	<p>23 How many words can you think of that rhyme with rain?</p>	
<p>24 Burn some calories. How many jumping jacks can you do?</p>	<p>25 Sing your favorite song at the top of your lungs.</p>	<p>26 Draw a picture of something that makes you happy.</p>	<p>27 Bake something together. Go over each step of the recipe.</p>	<p>28 Make a list of things that you are thankful for.</p>	<p>29 Make a pattern with your toys.</p>	<p>30 Talk about sign language. What are some everyday gestures you use?</p>	

Find additional MCDL events at mcdl.info/Events

For the current Bookmobile schedule, visit mcdl.info/Bookmobile